



BEFORE TURNING ON THE CURVE 啟動THE CURVE前



IMPORTANT:

- Only turn on The Curve with a full tank of water.
- Fill the water tank with fresh still water.
- Please don't use milk or other liquids.

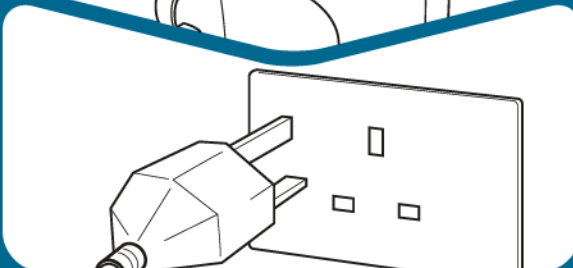


重要事項:

- The Curve 只可在滿水的情況下啟動。
- 將水箱注入清水。
- 切勿使用牛奶或其他液體。



- 1 Fill the water tank with fresh still water.
將水箱注入清水。



- 2 Plug in The Curve.
插入The Curve的插頭。

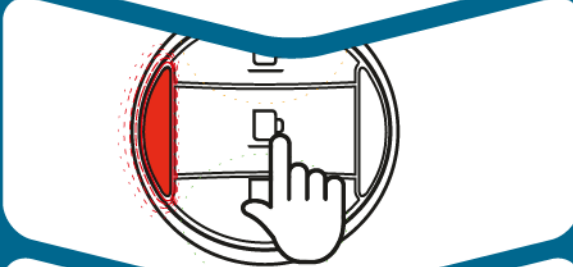


- 3 Switch on The Curve by pressing the power on/off switch.
按下電源開關開啟The Curve。

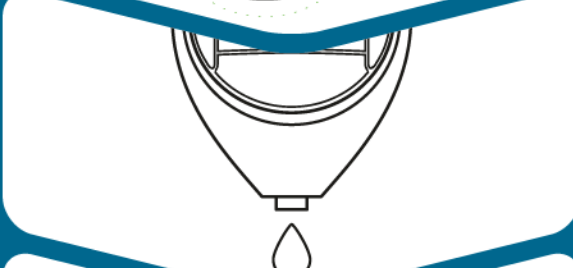
FIRST TIME USING THE CURVE: PRIMING CYCLE 初次使用THE CURVE: 初動程序



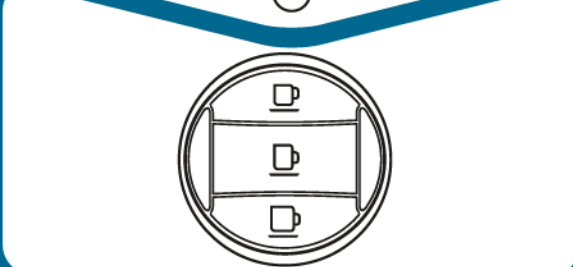
- 1 Make sure that the lever is closed and place a container (at least 250ml) underneath the beverage dispenser.
確認操控桿已關上，將至少250毫升的容器放置在飲品分配器下。



- 2 When starting The Curve for the first time, the lights of the buttons will blink repeatedly; press the medium cup button to perform the priming cycle. 首次啟動The Curve時，按鈕上的燈會不斷閃動；請按下中杯按鈕，以執行啟動程序。



- 3 Wait for the first passage of water to complete (priming cycle) and the lights to stop blinking. 完成(啟動程序)的第一次出水後，燈會停止閃動。



- 4 With all the lights of the three buttons lit, The Curve is now ready for first use. 當三個按鈕都亮起時，即表示可以首次使用The Curve。

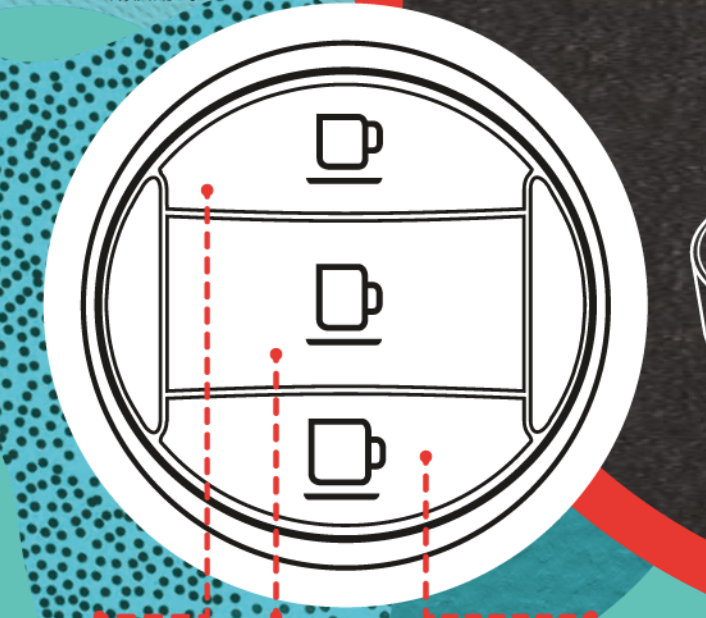


DISPENSING YOUR BEVERAGE 釋出飲品

- 1 Place your cup underneath the beverage dispenser.
將杯子放在飲品分配器下。




- 7 Your beverage will be dispensed! Enjoy! 你的咖啡沖調好了！請慢用！。




- 6 Press the correct sized button that was indicated on the cover of the capsule.
根據膠囊上的指示按下適當的按鈕，決定飲品份量。

- 2 Read the top of the capsule to know which button you'll have to press.
根據膠囊上的指示按下適當的按鈕。

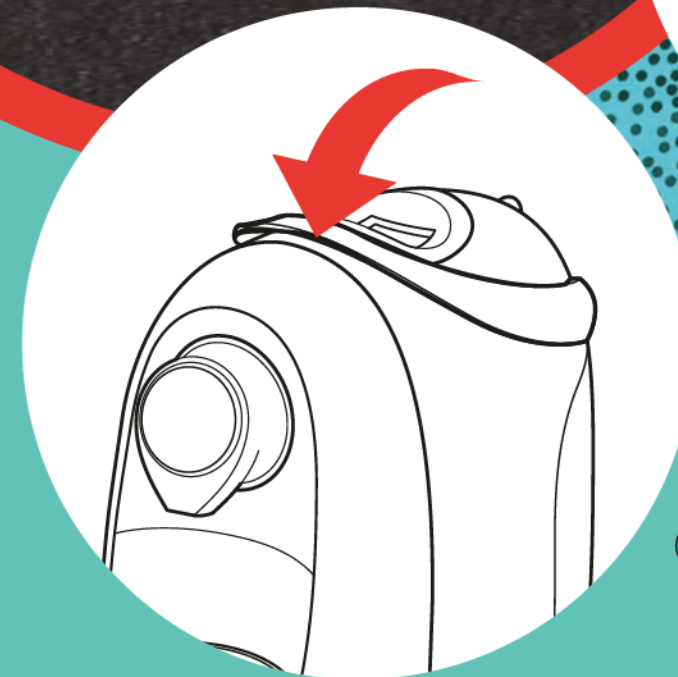


- 3 Raise the lever at the top of The Curve to open the capsule compartment.
拉起位於The Curve頂部的操控桿，打開咖啡膠囊格。



- 4 Insert the capsule into the upper compartment, pressing gently.
將咖啡膠囊放入上層膠囊格，輕輕按下。

- 5 Close the lever fully to the original position.
將操控桿完全關閉，直至放回原來位置。



REPROGRAMMING THE QUANTITY OF BEVERAGE IN THE CUP. 重編飲品份量的程式

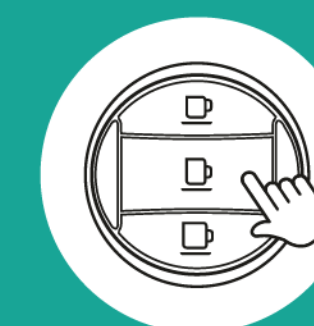
The Curve comes with factory-recommended settings, but you can reprogram this to personal taste and the size of the cups used.

重編飲品份量的程式

The Curve 設有原廠設定，但你可以按照個人口味和使用的杯子大小，自行重編程式。

FOLLOW STEPS 1 TO 5 FROM "DISPENSING YOUR BEVERAGE" Then follow these steps to reprogram The Curve.

- 1 Press and hold the button you want to reprogram.
按住你想重設的按鈕。
- 2 When you've reached the desired amount of beverage in the cup, release the button. Now the button is reprogrammed!
當到達所需的飲品份量時，請放開按鈕。現在按鈕已重設好！
- 3 If so desired, repeat the same process for the other buttons.
如有需要，你可重複以上步驟設定其他按鈕。



IMPORTANT! The quantity of beverage that can be programmed ranges from 20ml to a maximum of 250ml. The factory-recommended settings are considered to be the optimal quantities to achieve a desirable and tasty beverage. Changing the quantities will change the taste of your beverage. 重要：飲品數量可設定為最少20毫升至最多250毫升。原廠設定的份量是我們認為能提供最佳味道的設定，改變份量將影響飲品的味道。



AFTER USING THE CURVE THE CURVE使用後



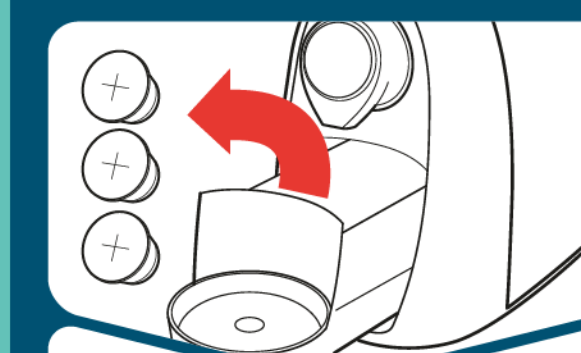
IMPORTANT:

The procedure to clean The Curve after use is essential to ensuring its smooth operation, especially after the preparation of beverages that include milk.



重要:


清洗使用後的The Curve步驟，是要確保它能暢順操作，特別是含有奶類的飲品，尤為重要。




- 1 Slide the drip tray and used capsules drawer out. Empty out the used capsules. Slide the drip tray, grid and used capsules drawer back in to its original position.
把滴水盤和已用膠囊儲存格拉出。



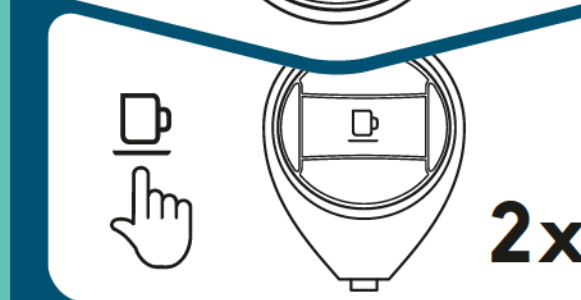
- 2 Make sure that The Curve is turned on and that the water tank is full. 確保The Curve的電源開啟和水箱滿水。



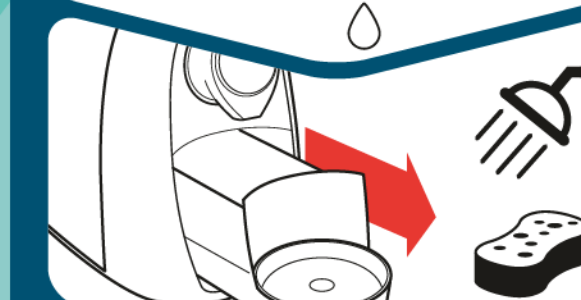
- 3 Place a container under the beverage dispenser.
在飲品分配器下放置一個容器。



- 4 Press the middle button and wait for the complete rinsing of The Curve's system.
移除滴水盤、已用膠囊儲存格和格柵。



- 5 Repeat this procedure once more then turn off your machine.
重複一次步驟然後把咖啡機電源關閉。



- 6 Remove the drip tray, used capsules drawer, and grid and wash the components with cold water and a soft cloth or non-abrasive sponge.
移除滴水盤、舊膠囊抽屜和格柵並用冷水、軟布或軟海綿清洗。



- 7 Remove and empty the water tank and rinse it with water.
移除和清空水箱並以清水沖洗。

YOU HAVE JUST PURCHASED THE CURVE, A CUPPAZ/CAFFITALY SYSTEM MACHINE!

This stylish, compact machine has the ideal pressure (15 bars) and the exact temperatures for the extraction of your favourite beverage from its Cuppaz/Caffitaly capsule, whether that is an espresso coffee, a filter coffee, a cappuccino, a tea, a chai latte or a hot chocolate. It is easy to operate and maintain thus perfectly fitting into your hectic lifestyle.

The Cuppaz/Caffitaly system has smart capsules that preserve the highest quality until the moment that the capsule is punctured at the time you decide to drink your beverage. When stored in a cool and dry place, capsules have a shelf life of more than 18 months ensuring a superb quality for each and every cup.

Cuppaz/Caffitaly machines and capsules can be ordered on-line using your desktop or your mobile device. If you represent an office, please give us a call and we'll personally install your machine(s).

Check out our entire line of products and their benefits at www.cuppaz.com.
Take the time to give us feedback.

感謝你購買了THE CURVE咖啡機，
它是CUPPAZ/CAFFITALY 的系統成員！

這點時尚、纖巧的咖啡機，具備理想的氣壓（15巴）與準確的溫度，可從Cuppaz/Caffitaly 膠囊製造最美味飲品，不論是濃縮咖啡、滴漏咖啡、泡沫咖啡、茶、印度香料奶茶或者是熱巧克力。The Curve咖啡機操作簡單而且保養容易，必定可以應付你繁忙的生活。

The Cuppaz/Caffitaly系統具備智能咖啡膠囊，又能長久保存香濃氣味，直至你決定你用的那一刻，膠囊才能刺破，流出香濃咖啡味。當膠囊放在陰涼和乾燥的地方，一般都可保存濃郁氣味達十八個月，並確保每一杯咖啡芬芳濃郁。

Cuppaz/Caffitaly 咖啡機和膠囊可以用電腦或手機在網上訂購，如果是公司購買，請聯絡我們，本公司會提供貼身的安裝服務。

請瀏覽我們的網址www.cuppaz.com
看全部的產品和它們的功能，如有時間請給予我們一些回應。
快速用戶指南 使用The Curve前請閱讀

QUICK USER GUIDE - READ BEFORE USING THE CURVE 快速用戶指南 - 使用THE CURVE前請閱讀



Every One
has a story

THE CURVE

CUPPAZ



CUPPAZ

THE CURVE



CUPPAZ

Cuppaz wants to create moments for people to connect.
And when people connect they have a story to tell. With their stories, they will inspire each other to do exciting things. Change can happen.
Good things can happen. EVERYONE HAS A STORY that is inspiring.
What's yours?

Our mission is to be your one-stop-shop for all your favorite warm drinks at home, or at the office. We continually offer high quality beverages at an affordable price, no matter what time of day it is

Cuppaz 希望創造人與人聯繫的時刻。當朋友聯繫後，每個人都有自身的故事，他們會藉著自己的故事，互相啟發去做有趣的事。轉變從此產生並能讓好事隨時發生。每一個人也有一個具啟發性的故事，你呢？

我們的使命，就是要成為你的一站式商店，讓你在家中或辦公室，享受各款喜愛的咖啡。我們以經濟實惠的價錢，全天候時刻提供高質素的香濃咖啡。

WEBSITE ADDRESS 網址:
www.cuppaz.com

EMAIL 電郵地址:
info@cuppaz.com

f /cuppazhongkong

@cuppazlimited

@cuppazhongkong

HOTLINE 熱線電話:
852 2812 0428



IMPORTER
AND DISTRIBUTOR:
入口商及分銷商:
Cuppaz Limited,
Hong Kong

Caffitaly
system

What's your
Cuppaz?



ESPRESSO



FILTER
COFFEE



CHOCOLATE



TEA



MILK



CHINO

SCAN TO ORDER MACHINES
掃一掃QR條碼於網上訂購咖啡機



SCAN TO ORDER CAPSULES
掃一掃QR條碼於網上訂購膠囊

